

PRODUCT DATA SHEET

BRITTON®



PRODUCT CODE
HOX7105SCW

RANGE
Hoxton

DESCRIPTION
Square CC Cistern Dual Flush Inc Fit-
tings

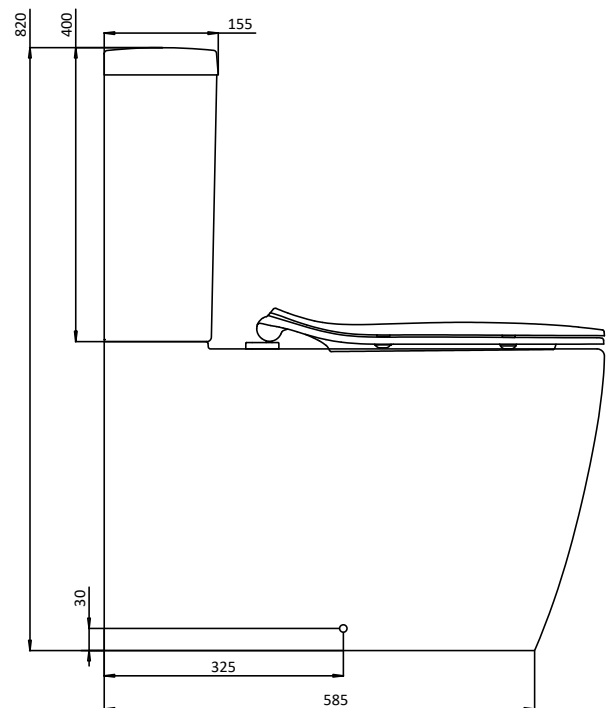
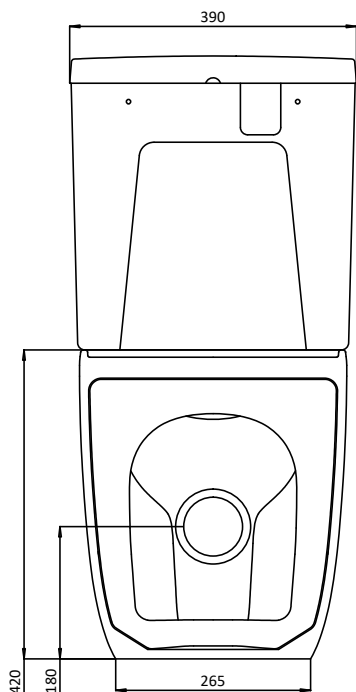
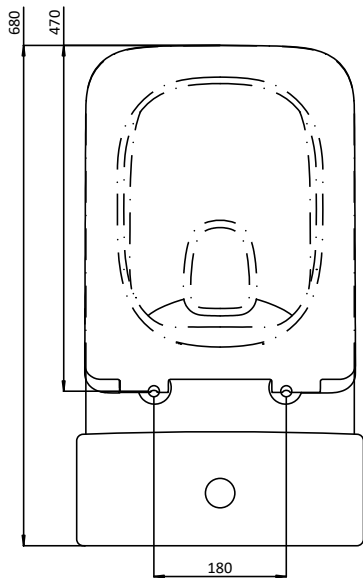
CATEGORY	Sanitaryware
WARRANTY DETAILS	Lifetime
COLOUR	Gloss White
FINISH APPLICATION	Glazed
PRIMARY MATERIAL	Vitreous China
PRODUCT WIDTH MM	390
PRODUCT HEIGHT MM	400
PRODUCT DEPTH MM	155
PRODUCT NET WEIGHT KG	15

STANDARDS	BS EN 14055:2018
APPROVAL	WRAS 250104701 / 250902702
FIXINGS INCLUDED	Yes
RIM TYPE	Rimless
FLUSH VOLUME	6/4L
FIXING TYPE	Close Coupled
CISTERN FLUSH MECHANISM	Dual Flush with Flush Button
NOISE CLASS	Group B

TECHNICAL DIMENSIONS

Dimensions in mm unless otherwise specified.

Tolerances (per material type) apply.



SPARES LIST

Only the parts labelled are available as spares.

NUMBER	PART CODE	DESCRIPTION
1	SP2083	Full set hinge parts for seat SP2087
2	SP2084	Full set hinge parts for seat SP2089
3	SP2085	Full set hinge parts for seat SP2088
4	SP2086	Full set hinge parts for seat SP2090
5	SP2087	Soft close seat for Square Close coupled pan, with two-button quick release hinge, including stainless steel plate covers and white covers
6	SP2088	Soft close seat for Square BTW & WH pans, with 90-degree quick release hinge, including stainless steel plate covers and white covers
7	SP2089	Soft close seat for Round BTW & WH pans, with 90-degree quick release hinge, including stainless steel plate covers and white covers
8	SP2090	Soft close seat for Round Fully Back to Wall CC pan, with one-button quick release hinge, including stainless steel plate covers and white covers